

# MERGE™ 1.5

90 DEGREE L CONNECTOR RECESSED TRACK

The continuous line aesthetic created by the ELEMENT Merge 1.5 recessed track system is enhanced using a specifically engineered 90° turn connector. ELEMENT Merge recessed track can be designed to seamlessly make 90° same-plane turns for enhanced design interest while also allowing the option to add spot heads for accent and task lighting, all without adding more light fixtures to the space.

### Pristine design and features:

- Option to add spot heads for accent and task lighting
- Low profile design for use in 2x4 construction


### Flanged option is field paintable

## SPECIFICATIONS

VOLTAGE	120V or 277V (Concealed 10 gauge, low-voltage bus bar, order 12-volt remote transformer sold separately)
CEILING APERTURE	1.5" beveled
CEILING APPEARANCE	Flanged: field paintable, with 4.8" width overlapping ceiling cutout. Flangeless Lay-In: T-Grid optimized for 9/16" or 15/16"
HOUSING	IC Airtight (IC suitable up to R60 spray foam insulation)
TRANSITIONS	Seamlessly make 90° (same plane) turns for enhanced design
GENERAL LISTING	ETL
CONSTRUCTION	Housing: 20 gauge sheet metal Extrusion: Aluminum
HARDWARE	Steel
FINISH	White Powder Coat
WARRANTY*	1 Year*

\*Visit ELEMENT-lighting.com for specific warranty limitations and details.

Notes: Typical max run length is 40' for the low-voltage bus which can be powered from both sides for a total of 80'; system wattage will impact max run length

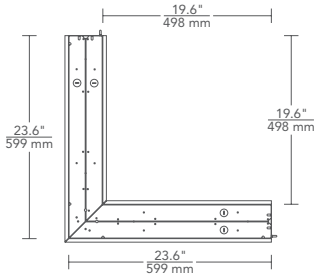


MERGE  
shown flanged

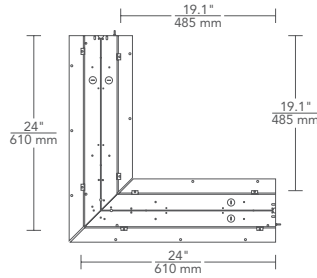
# MERGE™ 1.5

90 DEGREE L CONNECTOR RECESSED TRACK

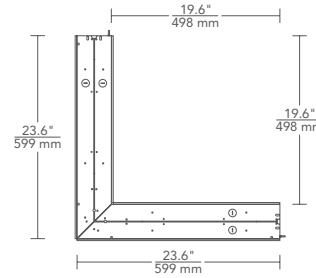
## DIMENSIONS



Flanged 90° L connector (top view)



Flangeless 90° L connector (top view)



Lay-In 90° L connector (top view)

## GRIDS

### CONNECTOR/TRANSITION

SYSTEM	TYPE	CEILING APPEARANCE	OUTPUT	FINISH
RLS1	L "L" CONNECTOR	RF RECESSED FLANGED	0 NO OUTPUT - 12V BUS ONLY*	W MATTE WHITE
		RL RECESSED FLANGELESS		
		LI LAY-IN (T-GRID)		
RLS1			0	W

\*TRANSFORMER REQUIRED TO ENERGIZE THE LOW-VOLTAGE BUS.

### TRANSFORMERS\* (ORDERED SEPARATELY)

ITEM	DESCRIPTION	DIMMING
700AT060EL	ELECTRONIC, 60W, 120V	ELV
700AT152EL	ELECTRONIC, 150W, 120V	ELV
700AT152ELD010	ELECTRONIC, 150W, 120V	0-10V
700AT150T	MAGNETIC, 150W, 120V	MAGNETIC
700AT150T277	MAGNETIC, 150W, 277V	MAGNETIC
700AT302EL	ELECTRONIC, 300W, 120V	ELV
700AT300T	MAGNETIC, 300W, 120V	MAGNETIC
700AT300T277	MAGNETIC, 300W, 277V	MAGNETIC

DO NOT LOAD TRANSFORMER ABOVE 70% OF RATED LOAD DUE TO IN-RUSH CURRENT. \*CONSULT SPEC SHEETS FOR DIMENSIONS.

## PROJECT INFO

FIXTURE TYPE & QUANTITY	JOB NAME & INFO	NOTES

**ELEMENT**  
by Tech Lighting®

GENERATION BRANDS  
7400 Linder Avenue, Skokie, Illinois 60077  
T 847.410.4400 F 847.410.4500



© 2018 Tech Lighting, L.L.C. All rights reserved. The "Tech Lighting" graphic is a registered trademark of Tech Lighting, L.L.C. Tech Lighting reserves the right to change specifications for product improvements without notification.